

# HAMILTON SAFE

## Safe Deposit Boxes

**We build what you need in our own American factories  
...stainless steel, modular aluminum and custom boxes**





# Custom Safe Deposit Boxes

Hamilton Safe engineers safe-deposit-box solutions. Whether you're designing a new vault interior, or trying to match boxes from a hundred years ago, Hamilton has the versatility and experience to design and deliver what you need.

## Casing:

- Steel Plate - painted black
- Horizontal dividers and casing edges painted black

## Sections:

- Custom size sections with maximum of 56" H x 54<sup>1/8</sup>" W

## Doors:

- 1/2" Solid polished aluminum

## Hinges:

- Brass finish

## Numbering:



- Stamped; black fill optional

## Locks:

- UL Listed Safe Deposit Box locks

## Bond Boxes:

- Metal Bond Boxes



Original  
Installation  
1934

Modern, larger  
Hamilton Safe  
"look alikes"



SD Boxes





# Modular Aluminum Safe Deposit Boxes

Mix and match solid aluminum modules to fit your needs



## 16"H x 32<sup>5/8</sup>"W x 24"D



**M1**  
42: 2"x5"



**M2**  
30: 3"x5"




**M3**  
18: 5"x5"



**M4**  
15: 3"x10<sup>3/8</sup>"



**M5**  
9: 5"x10<sup>3/8</sup>"



**M6**  
3: 5"x10<sup>3/8</sup>"  
3: 10"x10<sup>3/8</sup>"



**M7**  
3: 15"x10<sup>3/8</sup>"

### Casing:

- 16"H x 32<sup>5/8</sup>"W x 24"D
- Steel Plate, painted black
- Horizontal dividers and casing edges painted black

### Doors:

- 1/2" Solid polished aluminum

### Hinges:

- Brass Finish

### Numbering:

- Stamped; black fill optional

### Locks:

- UL Listed Safe Deposit Box locks

### Bond Boxes:

- Metal Bond Boxes



Metal bond boxes  
are supplied with  
every unit.



**HAMILTON SAFE**



# Stainless Steel Safe Deposit Boxes

Choose maintenance-free, stainless steel sections from a variety of size combinations



## 22"Hx32<sup>5/8</sup>" Wx24"D



**SS0**  
60: 2"x 5"



**SS1**  
42: 3"x5"



**SS2**  
24: 5"x5"



**SS3**  
21: 3"x10<sup>3/8</sup>"



**SS4**  
12: 5"x10<sup>3/8</sup>"



**SS5**  
6: 5"x10<sup>3/8</sup>"  
3: 10"x10<sup>3/8</sup>"



**SS6**  
6: 10"x10<sup>3/8</sup>"



**SS7**  
3: 5"x10<sup>3/8</sup>"  
3: 15"x10<sup>3/8</sup>"


## 22"Hx21<sup>7/8</sup>" Wx24"D



**SS00**  
40: 2"x 5"



**SS10**  
28: 3"x5"



**SS20**  
16: 5"x5"




**SS30**  
14: 3"x10<sup>3/8</sup>"



**SS40**  
8: 5"x10<sup>3/8</sup>"



**SS50**  
4: 5"x10<sup>3/8</sup>"  
2: 10"x10<sup>3/8</sup>"



**SS60**  
4: 10"x10<sup>3/8</sup>"



**SS70**  
2: 5"x10<sup>3/8</sup>"  
2: 15"x10<sup>3/8</sup>"

### Casing:

- Cold-rolled steel, with black enamel finish
- Horizontal dividers and casing edges painted black

### Doors:

- 1/2"-thick, formed steel doors with heavy-gauge, stainless-steel cladding over entire door face

### Hinges:

- Brass finish

### Numbering:

- Decorator number plate frames with heavy gauge black numerals on goldenrod

### Locks:

- UL Listed Safe Deposit Box lock

### Bond Boxes:

- Metal Bond Boxes

